

Inclination mode ON



Turn laser OFF



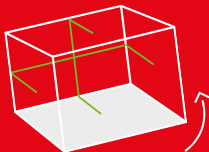
Press button for 3 sec.

Levelling/inclination mode



● green = levelling mode
○ red = inclination mode

Inclination mode



Blinking line

Pulse mode

Permanently ON
and ready for use
with laser receiver.



Quick Start

X2 GREEN



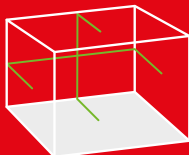
- 1 ON/OFF switch
- 2 Horizontal/vertical line, inclination

ON/OFF switch



Horizontal line ON/OFF

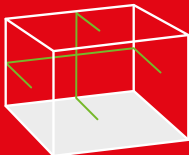
H/V



H/V

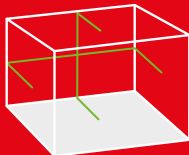
Press 1x

Laser lines ON



Vertical line ON/OFF

H/V



H/V

Press 1x

SOLA-Messwerkzeuge GmbH

Unteres Tobel 25

6840 Götzis, Austria

T +43 5523 53380-0

sola@sola.at, www.sola.at



Please find the operating instructions
on www.sola.at

R373297

